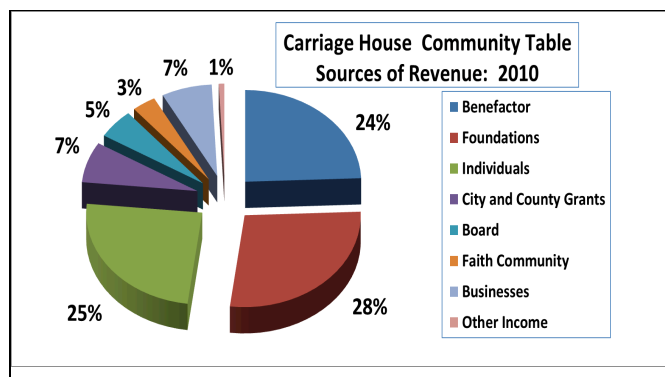


Financial Summary 2010

Carriage House Community Table

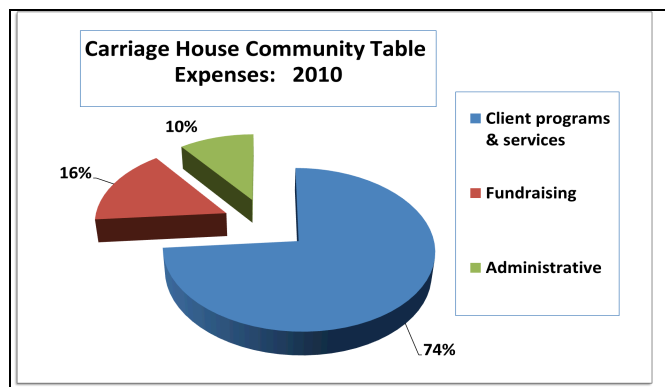
Where do our funds come from? Carriage House received donations from over 650 individuals, 40 area businesses, 30 foundations, as well as the City, County, and the area faith community.

Revenues	Received in 2010	%
Foundations	\$ 147,390	28
Benefactor	\$ 130,000	24
Individuals	130,679	25
City and County Grants	38,257	7
Board	27,460	5
Faith Community	17,773	3
Businesses	37,489	7
Interest and other	4,095	1
Total Revenue	\$ 533,143	100

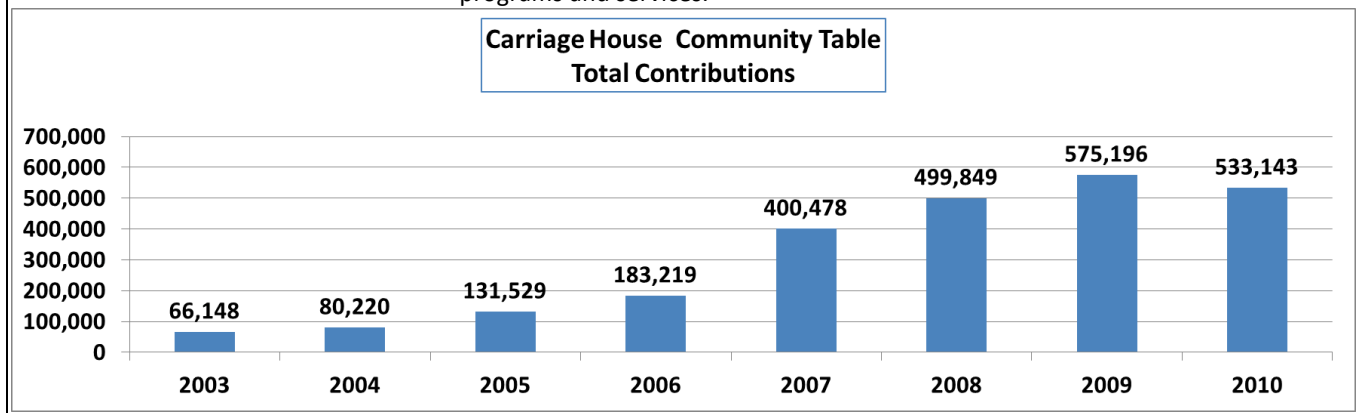


How are program funds spent? 74% of our budget was spent providing direct client programs and services.

Expenses	Spent in 2010	%
Client programs & services	\$ 336,686	74
Fundraising	72,836	16
Administrative	47,363	10
Total Expenses	\$ 456,885	100
Reserve funding	76,258	
Total Expenses and funding	\$ 533,143	



How has our program grown? We have grown by over 23% per year since 2006, dramatically increasing client programs and services.



Note: Carriage House and Community Table merged in May, 2008. All figures reflect financial activity of the combined organizations.